

# Technical specifications

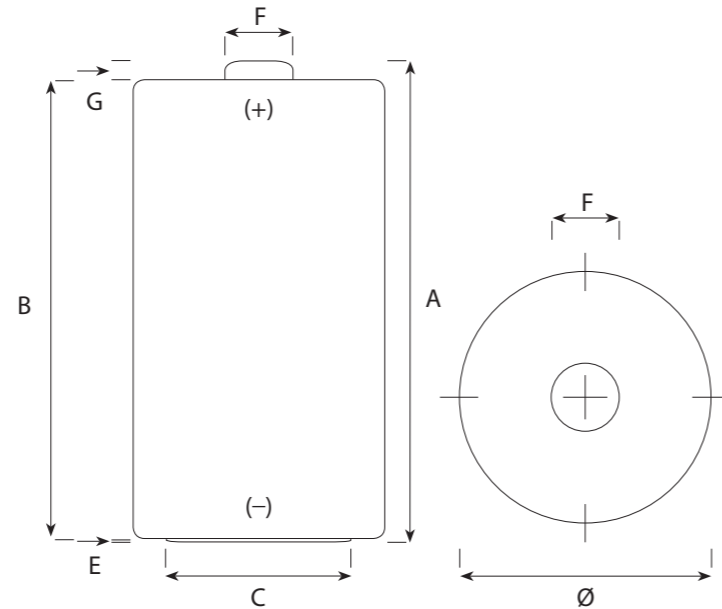
## Alkaline

EVOLTA



LR20

Panasonic Typical Dimensions



Dimension	IEC Dimensions (mm)		Panasonic Dimensions (mm)
	Maximum	Minimum	Typical
A	61,5		60,6
B		59,5	60,1
C		18,0	24,2
E	1,0		0,5
F	9,5		9,0
G		1,5	2,5
Ø	34,2	32,3	33,0

## Specifications

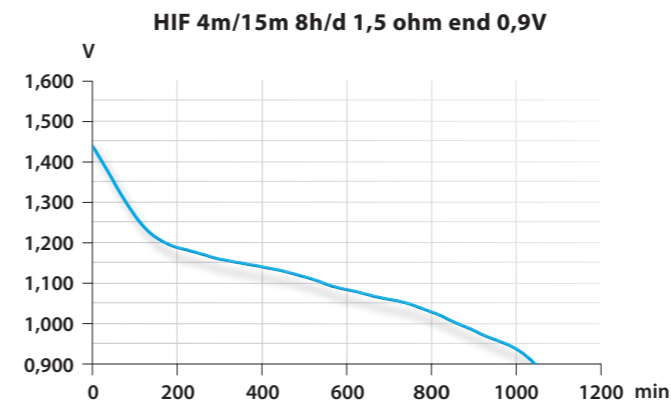
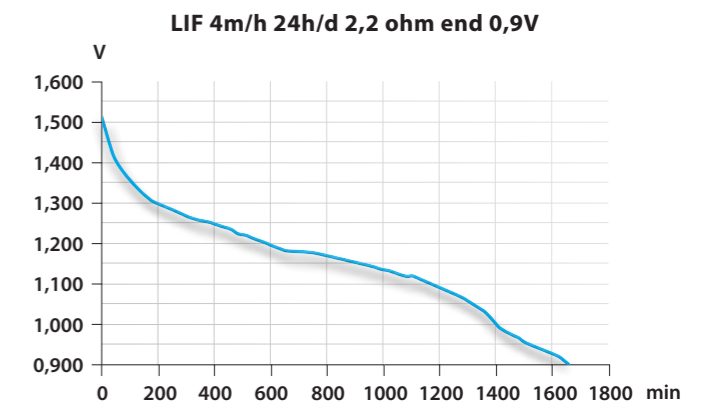
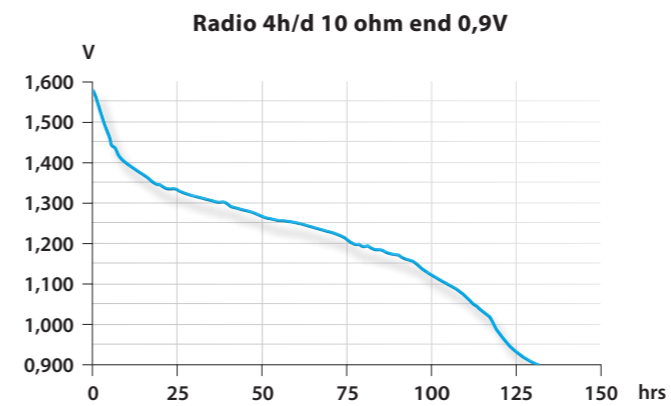
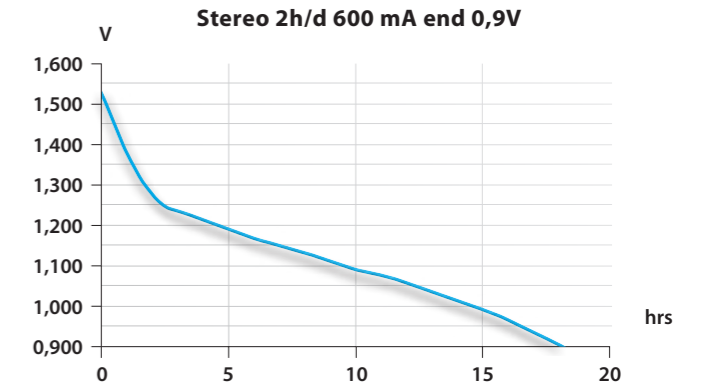
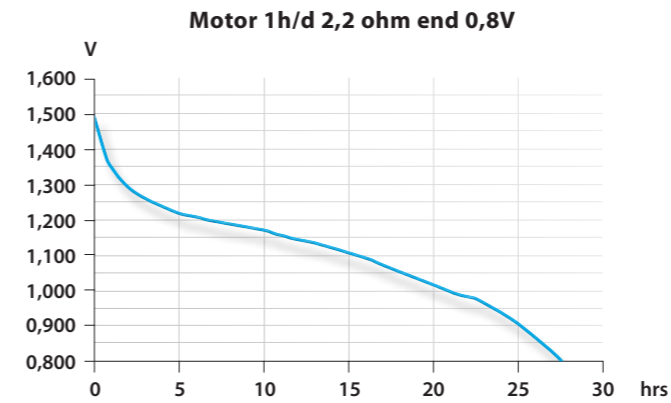
<b>Name</b>	LR20 / XL / D / AM1 / MONO / MN1300 / 13A / 13AC
<b>Made in</b>	Belgium
<b>Type</b>	Alkaline Foil
<b>Nominal Voltage</b>	1,5 Volt
<b>Electrolyte</b>	Potassium Hydroxide
<b>Average weight</b>	142,7 g
<b>Storage temp. range</b>	+10°C ~ +25°C
<b>Operating temp. range</b>	-20°C ~ +45°C
<b>Average Impedance</b>	+/- 90 m-Ohm @ 1kHz fresh
<b>Heavy metals</b>	No added mercury (Hg), Cadmium (Cd) or Lead (Pb)
<b>Compliant to</b>	IEC 60086 non dangerous goods regulation EC directive 91/157EC & 98/101EC
<b>Recommended cut off voltage</b>	0,8V per cell

For more information:  
[www.panasonic-batteries.com](http://www.panasonic-batteries.com)

**Panasonic**  
ideas for life

## Typical discharge values

LR20



This information is generally typical and is not intended to make or imply any representation, guarantee or warranty with respect to any cells and batteries. Cell and battery designs/specifications are subject to modification without notice. Cell/battery performance and service life depends on the operating temperature, cut-off voltage and load applied to cell/battery in a specific application. It is the responsibility of each user to ensure that each cell/battery application is adequately designed safe and compatible with all conditions encountered during use and in conformance with existing standards and requirements. Contact Panasonic for the latest information.

Copyright© Panasonic Energy Europe ("PECE") 2011 - All rights reserved. The information contained herein is believed to be correct. However no warranty is made, either expressed or implied regarding the accuracy or the results to be obtained from the use of such information. Test results are strictly according to IEC conditions. Capacities of batteries are depending on drain, temperature and cut-off voltage. Data are subject to change. 01/2011.

Promoter: Panasonic Energy Europe N.V., P. Celis, Brusselsesteenweg 502, 1731 Zellik, Belgium

For more information: [www.panasonic-batteries.com](http://www.panasonic-batteries.com)